

THE ULTIMATE EXERCISE POOL THAT CAN ACCOMMODATE  
ANY TYPE OF SWIM CURRENT



[sales@ultraswim.co.uk](mailto:sales@ultraswim.co.uk)

# THE ULTIMATE POOL FOR RECREATION OR EXERCISE

The simple yet effective system is comprised of galvanised steel panels.

Installed in the pool can either be the Ultraflow propulsion counter current unit, or any other swim current.


Ideal for limited spaces with pools being as constructed as small as 5 x 2 x 1.2M.

Either above or below ground.

LINER POOL - ULTRAFLOW UNIT



CONCRETE POOL—ULTRAFLOW UNIT





# STEEL POOL SHELL SYSTEM

Steel panels are simply bolted together to form the walls and secured to a 150mm depth reinforced concrete base.

Insulation pack and liner membrane is applied to form a watertight sealed structure.

Panels are pre-cut to receive all the required pool fixtures and fittings.




# FINISHING OPTIONS

## LINERS:


We offer many liner options from plain to high temperature reinforced liners.

There are many colour choices available for you to choose from. ;


**AQUA**



**LIGHT GREY**




**DARK GREY**



**WHITE**




**SAND**



**ICE BLUE**



**MID BLUE**



Patterns available on discussion.

## High Temperature Liners include;;

**BLUE PATTERN**



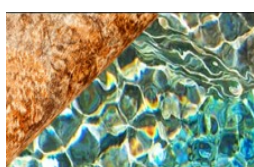
**LIGHT GREY  
PATTERN**




**DARK GREY  
PATTERN**



**AUTHENTIC**




**ELEGANCE**



**RELAX**



**VANITY**



More liner choices are available—subject to availability.



# RECENT PROJECTS





# RECENT PROJECTS



## Next Steps;

Please visit our website [www.ultraswim.co.uk](http://www.ultraswim.co.uk) or email [sales@ultraswim.co.uk](mailto:sales@ultraswim.co.uk) to find a list of local dealers so you can get an accurate quote.

